

A Special Message to Parents

If this Golden Eagle Industries product was purchased for a young shooter, please be sure he or she uses it under adult supervision. Everyone should carefully read and understand the instructions and the proper safe use of this product.

REMINDERS:

- This archery product is not a toy. Personal injury or death can result from improper handling.
 - Learn and practice safe bow handling procedures.
 - Responsible adult supervision is recommended.
 - When you have an arrow in a bow, never point it at anyone for any reason.
 - Proper use and handling of this archery product will increase your son or daughter's enjoyment of archery.
- You may obtain further information and instructions from one or more of the following groups:

Archery Manufacturers
and Merchants Organization
2622 NW 43rd St. Unit C-4
Gainesville, FL 32606

National Bowhunter
Take-Along Foundation
2167 H I 29th St.
Foweland, CO 80538

National Archery Association
of the United States
One Olympic Plaza
Colorado Springs, CO 80909

Archery Hotline:
800-461-2728

We at Golden Eagle Industries are concerned that young owners learn to use and enjoy this archery product properly without injury to themselves or others.

Congratulations!

Thank you for choosing a Golden Eagle Brave series bow.

To get the most enjoyment from your new bow, please read this owner's manual completely. And remember, the Golden Eagle Brave or Brave II is not a toy. Treat it with respect. Always carefully follow the safety instructions found in this owner's manual and keep this manual in a safe place for future use.

WARNING: This bow is not a toy. Adult supervision required. Misuse or careless use may cause serious injury or death.

Read all instructions before using.

Buyer and user have the duty to obey all safety rules and laws pertaining to the use and ownership of this product.

Safety 1st

F2 The use of any archery equipment by a minor should be **closely supervised** by a knowledgeable adult.

F2 **Before** using this equipment, read and follow these manufacturer's instructions carefully. If you have any questions, contact the manufacturer or a qualified dealer or authority.

F2 **Never dry-fire your bow.** Never pull back and release the bowstring without an arrow attached. Your bow is designed to transfer energy to a properly weighted arrow.

Warning: Dry-firing a bow severely reduces the life expectancy of the bow and may cause immediate damage to the bow resulting in injury to yourself or others.

F2 Use the proper arrow for you and your bow.

Warning: Shooting underweight arrows has the same effect as dry-firing and may cause serious injury. Use arrows of the proper length and spine (stiffness) for your bow and shooting style.

F2 Do not attempt to draw your bow beyond its maximum draw length as damage to the limbs could result.

Safety 1st

F2 Inspect your arrows and arrow nocks regularly. Immediately discard any dented, split, splintered or otherwise damaged arrows and replace cracked or broken nocks.

F2 Use of safety glasses is recommended with any archery product.

F2 Targets and hunting safety

⇒ Be sure of your target.

⇒ Never point or aim a drawn bow at another person.

⇒ Never draw or shoot when anyone is between you and your target.

⇒ Never aim at anything you don't intend to shoot.

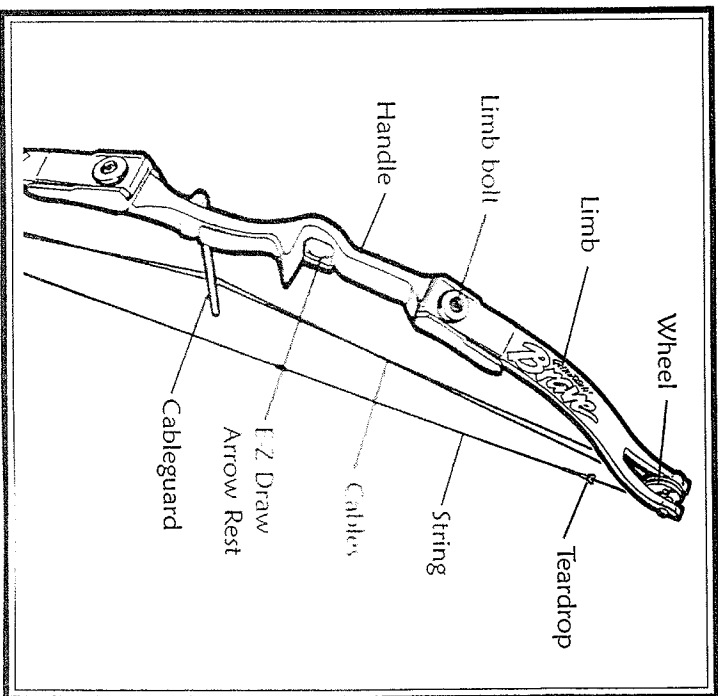
⇒ Never shoot at a target or object unless you are sure that it can stop your arrows. Make sure the area behind and around your target is clear.

⇒ Before shooting, be sure the bow limbs will not strike any tree branches or other obstacles.

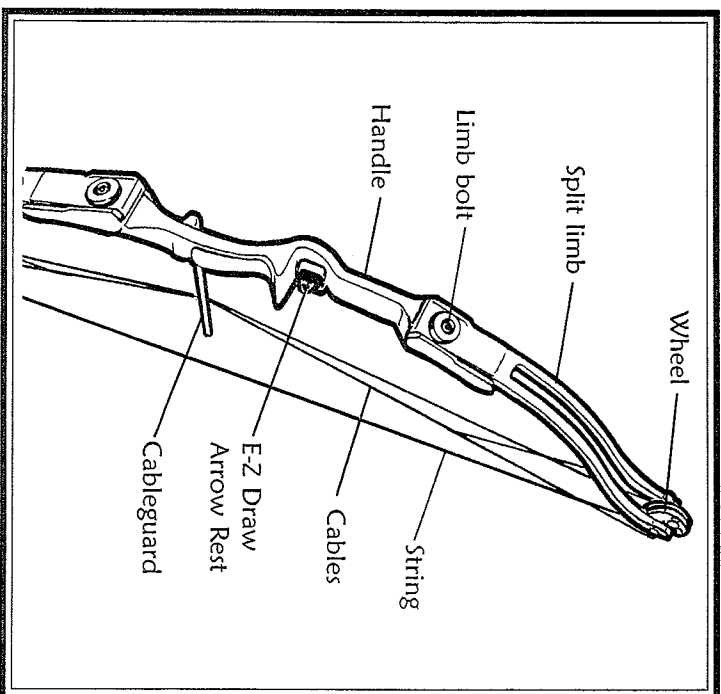
⇒ Never allow anyone to retrieve arrows until all arrows have been shot.

⇒ Never shoot arrows straight up in the air or in any direction where you might destroy property or endanger life.

Getting to Know Your Brave



Getting to Know Your Brave II




Shooting Your Bow

SAFETY FIRST: Make sure your target is capable of stopping an arrow. Make sure the area behind the target is clear.

Nocking your arrow

Before each shot, make sure the arrow does not have a cracked or loose nock. Also be sure the shaft is not dented or cracked. Immediately discard any cracked or broken arrows.



With the bow in the relaxed position, snap the nock end of the arrow (closest to fletching) onto the string, with the arrow perpendicular to the string, as shown above. The odd colored vane should be pointing out.

Place the arrow in the arrow rest. The two supports on the EZ Draw Arrow Rest will keep your arrow on the rest as you draw the bow.

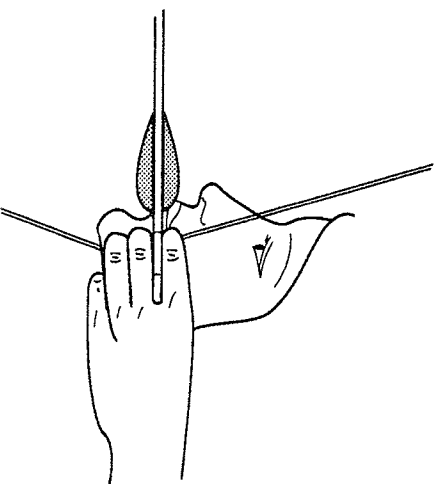
Shooting Your Bow

Drawing the bow

Place your first finger around the string above the nock point and arrow. Place your middle finger and third finger around the string under the arrow.

Draw the bowstring back to your jaw, placing your first finger at the corner of your mouth. This is called an anchor point.

Point the arrow at your target and let go of the string. Remember, **never** draw back and release your bow without an arrow in place.



Maintenance & Adjustments

Weight Adjustment

Your Golden Eagle Brave bow has a five pound weight adjustment range. Using a Phillips screwdriver, turn the limb bolts clockwise to increase the draw weight or counter-clockwise to reduce the draw weight. Peak weight will increase or decrease approximately one pound per revolution. Do not turn one limb bolt more than two turns ahead of the other.

Draw Length

While the Brave bow does not have an adjustable draw length as such, the young archer will achieve full let-off for 2-3" at full draw.

Changing the String

Changing the string or cables when they appear worn or frayed extends the life of the bow and promotes safe use of the bow.

IMPORTANT NOTE FOR THE BRAVE !!

Replacing the cables or string on the **Brave II** requires placing it in a special device called a bow press which relaxes the tension on the string and cables. Contact Golden Eagle directly (813-920-5407) or your local archery dealer for assistance. Golden Eagle can help you find the name and location of the dealer nearest you.

Maintenance & Adjustments

CHANGING THE STRING ON THE BRAVE

⚠️ An adult should always change the string on your bow.

⚠️ **Always remember to put safety first!**

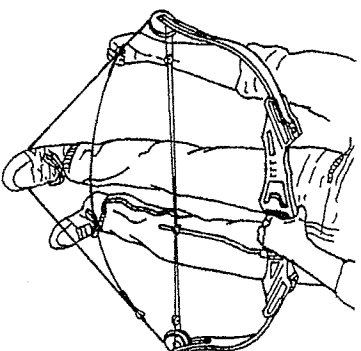
Since the **Brave** string is attached to a two-sided cable end called a teardrop it can be easily changed without a bow press, as follows:

First, back off the limb bolts 2-3 turns using the wrench provided. (Turn counter-clockwise.)

Holding bow in either hand, step on the string. Slowly lift the bow up, flexing limbs. Place the new string on empty sides of teardrops and lower bow.

Both strings are now strung on the bow. Make sure the new string is well-seated in teardrop grooves.

Step on the new string and lift bow, again flexing limbs. Remove the old string from teardrops. Lower bow with the new string in place.



Maintenance & Adjustments

- 🔧 Clean your bow after every use, and especially when it is wet or dirty. Use a soft cotton cloth to remove dirt and moisture. Do not use acetone or mineral solvents.
- 🔧 Avoid exposing your bow to temperatures over 150°. Excessive heat may damage your bow. Do not leave your bow unprotected in a car or truck on a hot sunny day or store in a hot attic or other area.
- 🔧 Never put your bow away wet or store it in a damp place. Lightly oil all steel parts (limb bolts, mounting screws) to prevent rust.
- 🔧 Regularly wax your bowstring using a high quality bowstring wax. This wax protects the string from moisture and extends the life of the bowstring.
- 🔧 Always use a bow case when traveling with your bow.

Arrows & Accessories

Arrows

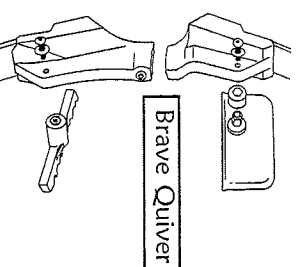
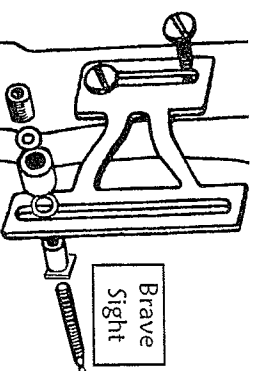
Your Brave or Brave II is supplied with two 24" arrows designed to be shot from compound bows with draw weights approximating the Brave or Brave II. Shoot only these arrows or arrows with performance specifications matched to the Brave or Brave II -- a draw length range of 20-22" and peak draw weight of 17-22 pounds.

Your Golden Eagle dealer can assist you in obtaining replacement arrows. Or, contact Golden Eagle Industries directly at (813)920-5407.

Warning: Shooting arrows other than those recommended may damage your bow or cause **serious** injury.

Accessories

Refer to the diagrams below to assemble and attach the Brave Sight and Brave Quiver. (Note: The Brave Sight attaches to the bow using the self-tapping screws provided.)



Bow Repairs

Your Golden Eagle Brave or Brave II is covered by a one (1) year limited warranty to the original purchaser. This warranty is conditioned upon proof of date of purchase and other conditions stated in the warranty on the following page.

If warranty or other repair work becomes necessary, **please return your bow to the Golden Eagle dealer nearest you.** They will either repair your bow or assist you in returning it to Golden Eagle Industries. Or, you may call the Golden Eagle warranty department at (813)920-5407 to obtain a personal return authorization number and instructions.

All repair or returned items must have a return authorization (RA) number clearly marked on the outside of the package, include proof of purchase and be returned postage paid. For the name of the dealer nearest you, contact the Golden Eagle warranty department at the above phone number.

Remove all accessory items from your bow prior to shipping (does not include supplied Golden Eagle arrow rest). Golden Eagle Industries will not be responsible for damage to or loss of any accessory left on the bow.

ONE YEAR LIMITED WARRANTY

This product is warranted to the original retail purchaser by Golden Eagle Industries, LLC for one (1) year from the date of purchase, against defects in material and workmanship. For the first three (3) months from the date of purchase, all warranty repairs or replacements on Golden Eagle Brave or Brave II will be made at no charge to the original purchaser except for those limitations listed below. For the period from the end of the third month until the end of the first year, all warranty repairs on Golden Eagle Brave or Brave II will be made at 50% of manufacturer's current suggested retail price. This warranty is not transferable. To register the warranty of your product, you must return the Warranty Record Card.

WHAT IS COVERED:

This warranty covers replacement parts, factory labor, and charges for standard transportation to the customer for the repaired product, or the replacement of the product with a reconditioned product or an equivalent new product.

WHAT IS NOT COVERED:

1. Transportation of the defective product TO Golden Eagle Industries.
2. Damage caused by the abuse, mishandling or modification of the product.
3. Strings, cables, finishes, arrow rests, cable slides, cableguards, over-draws, or cosmetic appearances caused by normal use or wear.
4. Dealer's labor charges.
5. Consequential damages, incidental damages, or incidental expenses, including damage to property. Some states do not allow the exclusion or limitation of consequential or incidental damages, so the above limitation or exclusion may not apply to you.
6. Any implied warranties, including the implied warranties of merchantability and fitness for a particular purpose, are limited in duration to one (1) year from the date of purchase. Some states do not allow limitation on how long an implied warranty lasts, so the above may not apply to you.