

## A Special Message to Parents

If this Escalade Sports product was purchased for a young shooter, please be sure he or she uses it under adult supervision. Everyone should carefully read and understand the instructions and the proper safe use of this product.

### REMINDERS:

- This archery product is not a toy. Personal injury or death can result from improper handling.
- Learn and practice safe bow handling procedures.
- Responsible adult supervision is recommended.
- When you have an arrow in a bow, never point it at anyone for any reason.
- Proper use and handling of this archery product will increase your son or daughter's enjoyment of archery.

You may obtain further information and instructions from one or more of the following groups:

Archery Manufacturers  
and Merchants Organization

National Archery Association  
of the United States

P.O. Box 258

One Olympic Plaza

304 Brown Street E.  
Comfrey, MN 56019

Colorado Springs, CO 80909

Toll Free: 866-266-2776

Direct Line: 507-877-5300

Fax: 507-877-2149

We at Escalade Sports are concerned that young owners learn to use and enjoy this archery product properly without injury to themselves or others.

# Congratulations!

Thank you for choosing an Escalade Sports Warrior bow.

To get the most enjoyment from your new bow, please read this owner's manual completely. And remember, the Escalade Sports Warrior is not a toy. Treat it with respect. Always carefully follow the safety instructions found in this owner's manual and keep this manual in a safe place for future use.

**WARNING:** This bow is not a toy. Adult supervision is required. Misuse or careless use may cause serious injury or death.

Read all instructions before using.

Buyer and user have the duty to obey all safety rules and laws pertaining to the use and ownership of this product.

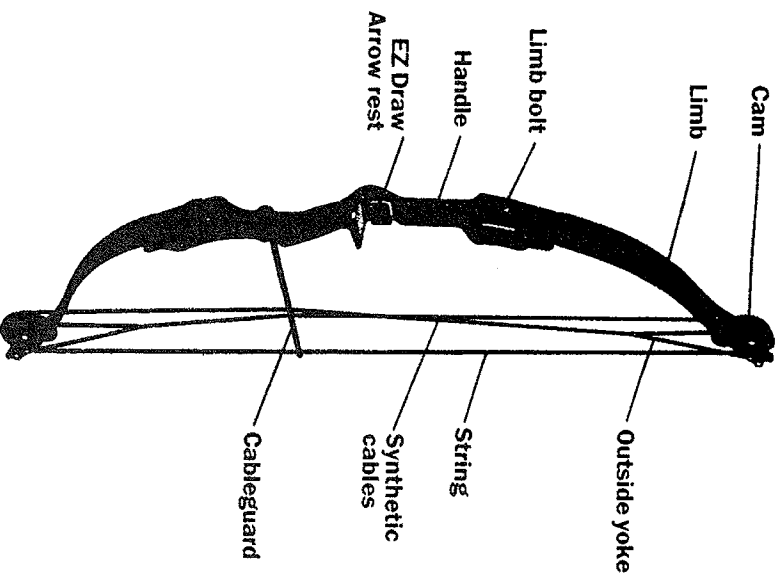
# Safety 1<sup>st</sup>

- F3** The use of any archery equipment by a minor should be closely supervised by a knowledgeable adult.
- F3** Before using this equipment, read and follow these manufacturer's instructions carefully. If you have any questions, contact the manufacturer or a qualified dealer or authority.
- F3** Never dry-fire your bow. Never pull back and release the bowstring without an arrow attached. Your bow is designed to transfer energy to a properly weighted arrow. Warning: Dry-firing a bow severely reduces the life expectancy of the bow and may cause immediate damage to the bow resulting in injury to yourself or others.
- F3** Use the proper arrow for you and your bow.  
Warning: Shooting underweight arrows has the same effect as dry-firing and may cause serious injury. Use arrows of the proper length and spine (stiffness) for your bow and shooting style.
- F3** Do not attempt to draw your bow beyond its maximum draw length as damage to the limbs could result.

# Safety 1<sup>st</sup>

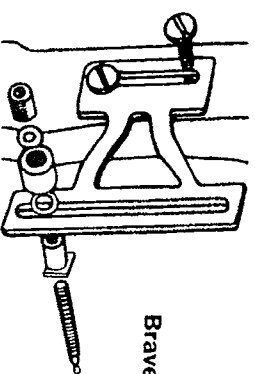
- F3** Inspect your arrows and arrow nocks regularly. Immediately discard any dented, split, splintered or otherwise damaged arrows and replace cracked or broken nocks.
- F3** Use of safety glasses recommended with any archery product.
- F3** Targets and hunting safety
  - ➔ Be sure of your target.
  - ➔ Never point or aim a drawn bow at another person.
  - ➔ Never draw or shoot when anyone is between you and your target.
  - ➔ Never aim at anything you don't intend to shoot.
  - ➔ Never shoot at a target or object unless you are sure that it can stop your arrows. Make sure the area behind and around your target is clear.
  - ➔ Before shooting, be sure the bow limbs will not strike any tree branches or other obstacles.
  - ➔ Never allow anyone to retrieve arrows until all arrows have been shot.
  - ➔ Never shoot arrows straight up in the air or in any direction where you might destroy property or endanger life.

# Getting to Know Your Warrior

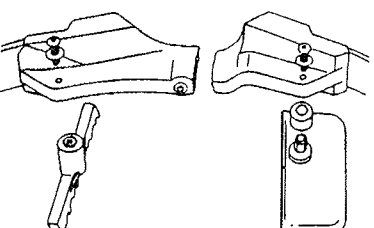


6

# Assembling Your Accessories



Brave Sight



Brave Quiver

7

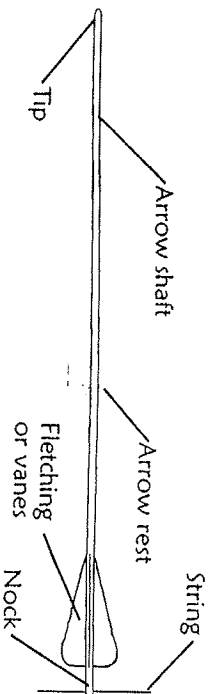
# Shooting Your Bow

**SAFETY FIRST:** Make sure your target is capable of stopping an arrow. Make sure the area behind the target is clear.

## Nocking your arrow

Before each shot, make sure the arrow does not have a cracked or loose nock. Also be sure the shaft is not dented or cracked. Immediately discard any cracked or broken arrows.

With the bow in the relaxed position, snap the nock end of the



arrow (closest to fletching) onto the string, with the arrow perpendicular to the string as shown above. The odd colored vane should be pointing out.

Place the arrow in the arrow rest. The two supports on the EZ Draw Arrow Rest will keep your arrow on the rest as you draw the bow.

# Shooting Your Bow

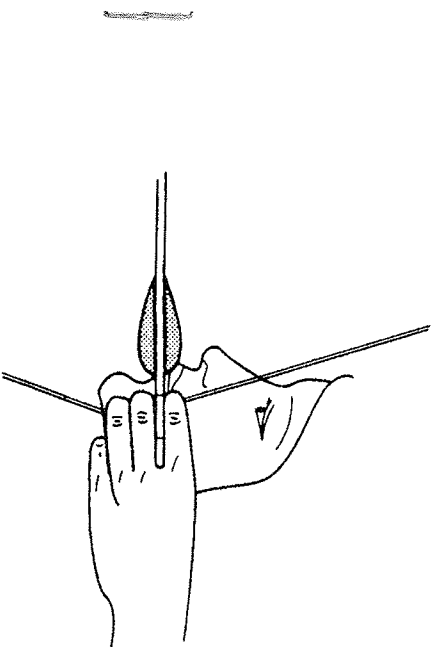
## Drawing the bow

Place your first finger around the string above the nock point and arrow. Place your middle finger and third finger around the string under the arrow.

Draw the bowstring back to your jaw, placing your first finger at the corner or your mouth. This is called an anchor point.

Point the arrow at your target and let go of the string.

Remember, never draw back and release your bow without an arrow in place.



# Maintenance & Adjustments

## Weight Adjustment

Your Escalade Sports bow has a five pound weight adjustment range. Using a hex wrench, turn the limb bolts clockwise to increase the draw weight or counter-clockwise to reduce the draw weight. Peak weight will increase or decrease approximately one pound per revolution. Do not turn one limb bolt more than two turns ahead of the other.

## Changing the String

Changing the string or cables when they appear worn or frayed extends the life of the bow and promotes safe use of the bow.

**NOTE:** Replacing cables or string on the Warrior requires placing it in a special device called a bow press, which relaxes the tension on the string and cables. Contact Escalade Sports directly (800) 694-9494 or your local archery dealer for assistance. Escalade Sports can help you find the name and location of the dealer nearest you.

## Draw Length Adjustment

Your Escalade Sports Warrior has a modular cam system. On this bow, you can adjust the draw length to fit your shooting style simply by changing the elements. The elements can be changed without using a bow press. This draw length adjustment will have a negligible effect on your peak weight.

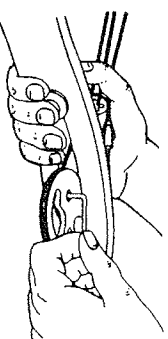
# Maintenance & Adjustments

## Draw Length Adjustment (continued)






The factory-installed elements will give you the draw length marked on the bow. Extra elements are provided in the warranty pack. The elements are graduated in one-inch increments. To increase the draw length, use an element with a higher number. For example, changing from a #3 to a #4 will increase your draw length one inch. To decrease the draw length, use an element with a lower number.

To change the elements:

- 1) Using the 3/32" hex wrench provided in the warranty pack, loosen the flathead socket screws in the cam until the element falls off. You may have to press the cables toward the limb to reach the inner screw.
- 2) Slip the new element in place and loosely fasten both screws. Then tighten both screws alternately, making sure that the element is flush against the face of the cam. Do not over-tighten screws.
- 3) Repeat steps on other end. Be sure to use matching elements.



# Maintenance & Adjustments

-  Clean your bow after every use, and especially when it is wet or dirty. Use a soft cotton cloth to remove dirt and moisture, do not use acetone or mineral solvents.
-  Avoid exposing your bow to temperatures over 150°. Excessive heat may damage your bow. Do not leave your bow unprotected in a car or truck on a hot sunny day or store in a hot attic or other hot enclosed area.
-  Never put your bow away wet or store it in a damp place. Lightly oil all steel parts (limb bolts, mounting screws) to prevent rust.
-  Regularly wax your bowstring using a high quality bowstring wax. This wax protects the string from moisture and extends the life of the bowstring.
-  Always use a bow case when traveling with your bow.

# Arrows

Your Warrior is supplied with two 28" arrows designed to be shot from compound bows with draw weights approximating the Warrior. Shoot only these arrows or arrows with performance specifications matched to the Warrior – a draw length range of 23-25" and peak draw weight of 30-40 pounds.

Your Escalade Sports dealer can assist you in obtaining replacement arrows. Or, contact Escalade Sports directly at (800) 694-9494.

**Warning:** Shooting arrows other than those recommended may damage your bow or cause serious injury.

# Bow Repairs

## Youth Bows

### 90 Day Limited Warranty To The Original Owner Only

Please Complete Warranty Registration On Line: [www.escaladesports.com/bow-warranty](http://www.escaladesports.com/bow-warranty)

Your Escalade Sports Warrior is covered by a 90 day limited warranty to the original purchaser. This warranty is conditioned upon proof of date of purchase and other conditions stated in the warranty on the following page.

If warranty or other repair work becomes necessary, please return your bow to the Escalade Sports dealer nearest you. They will either repair your bow or assist you in returning it to Escalade Sports. Or, you may call the Escalade Sports warranty department at (800) 694-9494 to obtain a personal return authorization number and instructions.

All repair or returned items must have a return authorization (RA) number clearly marked on the outside of the package, include proof of purchase and be returned postage paid. For the name of the dealer nearest you, contact the Escalade Sports warranty department at the above phone number.

Remove all accessory items from your bow prior to shipping (does not include supplied Escalade Sports arrow rest). Escalade Sports will not be responsible for damage to or loss of any accessory left on the bow.

Escalade® Sports warrants every Escalade Sports manufactured youth bow for a period of 90 days from the date of purchase to be free from defects in material and workmanship. Warranty excludes strings, cables, cable slides, cable clips arrow rests, arrow rest components, overdraws, plungers and/or cosmetic appearances such as scratches, chips, frings, etc. which are typically caused by normal use and wear of the bow. Warranty extends to the original owner of the bow and is not transferable. In addition, the original owner must submit proof of the warranty information requirements to register the bow for warranty eligibility. Should the warranty information requirements not be provided, all repairs will be performed at 100% of the cost of parts and factory labor. If there is a serial number located on the bow, removal of the bow's serial number will void all warranty.

#### Warranty Coverage:

Escalade Sports warrants youth bows will perform their intended function if used in accordance with the instructions provided. This limited warranty covers ONLY replacement parts and labor to the consumer for the repaired bow, or replacement with a reconditioned bow, or an equivalent new product.

#### Warranty Disclaimers:

Strings, cables, arrow rests, arrow rest components, cable slides, cable clips, cable guards, overdraws, and plungers are expendable components of a bow and are subject to a variety of conditions that are beyond the control of Escalade Sports. Once the product has left the manufacturing facility, these parts may undergo a number of influences that can alter, impede, or prohibit altogether the performance of these parts. Escalade Sports cannot and does not extend any warranty for these parts; these parts are not covered.

All accessory items must be removed from the bow prior to shipping. Escalade Sports will not be responsible for damage or loss of any accessory item left on the bow.

In the interest of product improvement and consumer safety, Escalade Sports reserves the right to make changes in product design and specifications without notice.

Damage caused by mishandling, abuse, improper stringing or modification of the product is not covered and will void the warranty.

Escalade Sports makes no other warranty, either expressed or implied, except as stated above. To the extent permitted by applicable law, Escalade Sports shall not be responsible for any incidental or consequential damages or expenses of any kind or sort, whether relating to or resulting from personal injury, property damage or otherwise.

This limited warranty gives you specific legal rights. You may also have other rights, which vary from state to state. Unless prohibited by applicable law, this limited warranty extends only to you, the original purchaser, and is not transferable.

In the event that a bow requires warranty service, please contact the Customer Relations Department at (800) 694-9494 for a Return Authorization Number and return shipping instructions.

Escalade Sports will not be responsible for unauthorized dealer or retailer labor charges. Transportation and insurance charges for the return of any bow are not covered under the terms of this warranty and are the responsibility of the owner.

Any additional questions or concerns contact: [customerservice@escaladesports.com](mailto:customerservice@escaladesports.com)  
©2003 Escalade® Sports